



LET'S KEEP OUR CHILDREN SAFE ONLINE.

Support kit for parents, teachers
and coaches.

CYBERVENGERS
www.cybervengers.club

What is this about?

Your role
p.4&13

Episode #1
Phishing p.5

Episode #2
Cyberbullying p.7

Episode #3
Fake news p.9

Episode #4
Identity theft p.11



Keeping children safe online has become a real issue.

Digital threats have increasingly serious consequences for teenagers: dropping out of school, loneliness, depression and worse...


Cyber-risks are a reality that can have a big impact on young people. It is important to understand how to recognize them in order to better avoid them.

The www.cybervengers.club website currently hosts 4 episodes of the CyberVengers manga series focusing on 4 risks that 11 to 14 year olds can encounter online:

- **Phishing**
- **Cyberbullying**
- **Fake news**
- **Identity theft**

Additional content: mini quizzes and items to display or share (posters and animations/GIFs).

A playful and educational way to make young people aware of the risks.



What does "cyber" mean?

(from the Greek word κυβερνᾶν, to govern)

Prefix used to form a number of words related to the internet.

Larousse dictionary

Examples of cyber risks: cyberattack, cyber-addiction, cyberbullying, fake news, phishing, gaming addiction, violence, offensive content, terrorism, viruses, sexting (sexual content), pedophilia, shopping scams, screen addiction, photoshopped and/or altered images, cyber-espionage, theft of intellectual property, etc.

Who are the CyberVengers?

A group of friends with strong personalities who take us along on their unusual adventures linked to online threats, designed for 11-14 year olds.

Aïa, Ben, Clara, Sango and Liam make up the CyberVengers club. They're helped by the Sage and Roby, a robot they created.

What is your role?

As a guide

The website is designed for 11 to 14 year olds to browse on their own. However, it can sometimes be helpful to support them and hold individual or group discussions about the content. Your role is to guide them as they learn.

As a parent

- Encourage your child to read the CyberVengers webtoons on a smartphone (or computer).
- Start a dialogue with them based on the quiz or on experiences they may have had or heard of.

As a coach of an awareness-raising session with a group of young people

- Set aside an hour in a space that has an internet connection or wi-fi, where young people will feel safe to express themselves freely.
- Have them read one or more CyberVengers webtoons on their smartphone.
- Print out a few copies ahead of time for those who don't have phones.



Plan 3 to 5 minutes per episode.

- Make sure they've understood by having them take the quiz (3 questions per episode).
- Encourage them to share their personal experiences and ask questions with a guided group conversation.
- Throughout the session, be a good listener, don't express any judgement, and be kind.

What are webtoons?

Webtoons are a type of digital webcomic or manga/anime from South Korea. They are read online by scrolling (reading vertically from top to bottom), with a rectangular format that is designed for smartphone screens.





Things to avoid

Questioning

the experiences, the events, or the emotions felt

Judging young people

who share that they have been a victim or a bully



The phishing DRAGONS AND SHEEP

Episode 1

Overview of the episode

When school lets out, everyone is happy, except for Clara who runs straight to the Do & Fix den. Finding Ben and Sango there, she explains that she accidentally clicked on a phishing link that she shouldn't have! What should she do? How can she fix this mistake? The CyberVengers will try to help resolve this cyberattack.

Aim of the episode

To better understand and prevent phishing.

What is phishing?

Phishing is a type of cyberattack that involves contacting one or more targets by email, phone or text message, pretending to be someone (a person or company) that the target might know.

The attack may be an attempt to steal sensitive data, such as personal information, bank details or passwords, or to encrypt data, for example on a computer, and hold it for ransom.

Stolen personal data can be used to impersonate the person concerned (see episode 4), steal money, attack their contacts, etc.



EPISODE 1

QUIZ AND ANSWERS

QUESTION 1

You receive an email or text message from a stranger asking you to click on a link. What do you do?

A | I reply or click on the link in the email or text message

Nope! Ignore the email or text message and tell your parents or another adult. Show them what you received and tell them if you have done anything in particular. There's no shame in telling the truth: it happens to everyone, even adults.

B | I fight back and get even on my own

Nope! Fighting back or taking revenge will not help. The people who set these traps are very intelligent. Ignore the email or text message and tell your parents or an adult. Show them what you received and tell them if you have done anything in particular. There's no shame in telling the truth: it happens to everyone, even adults.

C | I ignore the email and tell my parents or another adult right away

Well done! That's the right answer! You should never go it alone or take things into your own hands when dealing with hackers (bad people). There's no shame in having clicked on a bad link, for example. It happens to everyone, even adults.

QUESTION 2

You can't wait to receive an email from Clara from the CyberVengers... Can you tell what her real email address is?

A | clara.cybervengers@mailurgent.com

Nope! Hackers (bad people) often have an email address that has a small mistake or a weird word in it. Before replying, check the email address to make sure there are no mistakes or weird words that shouldn't be in an email address. In this example, it's the word "urgent".

B | clara@cybervengers.com

Nope! Before replying to an email, check to see if there are any spelling mistakes in it, such as two of the same letters, like "v" in this example.

C | Clara.cybervengers@gmail.com

Nope! Before replying to an email, check the domain name (@hotmail.com, @orange.fr, @gmail.com, etc.) at the end of the email address. These addresses are very easy to create and can be used to trick you. Try to make sure that the address the email is coming from can be trusted.

D | clara@cybervengers.club

Well done! That's the right answer! This email address does not contain any weird words or spelling mistakes, and its domain name is the same as the CyberVengers website.

QUESTION 3

In this episode, Clara was tricked by an email she received. A hacker offered her extra points for her game. What emotions do you think hackers try to trigger?

A | Hunger

Nope! If you're hungry, go to the fridge... and come back ready to remember that hackers often play on empathy (kindness, sympathy), fear, a sense of urgency, curiosity or even greed (the desire to win something).

B | Fear

Well done! That's one of the right answers!

Fear, as well as curiosity, a sense of urgency, greed (wanting to win something) and empathy (kindness, sympathy) are the main emotions that hackers try to trigger.

C | Curiosity

Well done! That's one of the right answers!

Fear, as well as curiosity, a sense of urgency, greed (wanting to win something) and empathy (kindness, sympathy) are the main emotions that hackers try to trigger.



Discussion questions

Do you know anyone who has been a victim of phishing? How can you recognize a hacker?

What should you do if you've been tricked and are afraid to tell someone? What can happen if you get phished?

What's something that would make you want to click on a link? Wanting to win something? An urgent email?



Cyberbullying

STRENGTH IN NUMBERS

Episode 2

Overview of the episode

Liam, age 13, has been dealing with a complicated situation for the past few days. He caught his classmates laughing at him behind his back and whispering about him after school. Clara and Ben, who saw it happen, go to the den to talk to Sango about it. They have no idea what they're about to find out... Another new case for the CyberVengers team!

Aim of the episode

To teach victims or witnesses of cyberbullying how to prevent and cope with online harassment



What is cyberbullying?

Cyberbullying refers to all forms of harassment using digital means (social media, email, posts, text messages, etc.) Also known as online harassment, it usually involves the use of derogatory, intimidating or threatening language.

Online harassment can take many forms. For example, intimidation, insults, teasing or threats, spreading rumors, creating a discussion, group or page on a social media website aimed at hurting a classmate, and/or posting a photo or video showing the victim in a bad light.



EPISODE 2

THE QUIZ AND THE ANSWERS

QUESTION 1

What is cyberbullying?

A | An aggressive and intentional act done online (internet, social media, etc.), in a repeated manner, that aims to harm, scare or mock someone

Yes. Cyberbullying includes teasing, insults, threats or the publication of embarrassing photos without the victim's knowledge.

B | A new form of social media for sharing chat videos

Nope. Cyberbullying is when there is a series of repeated online attacks (internet, social media, etc.) aimed at harming, scaring or teasing someone.

C | Spending too much time on the internet

Nope. It is repeated online aggression (internet, social media, etc.) that can lead to shame, depression, dropping out of school, and even suicide.

QUESTION 2

What should you do if your friends threaten or insult a classmate on social media?

A | Ignore it because it's none of your business

Nope. Not doing anything means you're letting your friends harass someone. If you witness this serious act, don't just stand by. Try to talk to your friends and tell a trusted adult quickly.

B | Try to reason with them and tell a trusted adult

Yes. This is the first thing you should do if you witness cyberbullying.

C | Comment or like the content on social media

Nope. This is passive cyberbullying. Liking or commenting on a mean-spirited statement or act increases its impact. Do not do to others what you don't want them to do to you.

QUESTION 3

If you are being teased on social media, what should you do?

A | Tell a responsible adult (parent, teacher, family member, police officer, etc.)

Yes. That is the first thing you should do. Don't be ashamed. You're being cyberbullied; a trusted adult can help.

B | Block the contacts who are teasing you

Yes. These people are bullying you online. Only accept friend requests from people you know and trust on social media. In addition, be very careful about what you say and the pictures you post online.

C | Report the contact and the posts or actions to the social network

Yes. This can lead to the removal of the user and their posts from the social media network.

D | Immediately retaliate by releasing an embarrassing photo of the offender

Nope! Getting back at your abuser turns you into a cyberbully too. This will make the situation worse and can also lead to you being punished too.



Discussion questions

Do you know anyone who has been a victim of cyberbullying?

How do you recognize a cyberbully?

Why might someone feel ashamed to talk about cyberbullying?

What should you do if you're being cyberbullied?

What can you do to help a friend who is being cyberbullied?

Who should you report cyberbullying to?



Fake News

HOT NEWS

Episode 3


Overview of the episode

At 7 in the morning, the phones of the young CyberVengers start to vibrate. Everyone has received the same message: some terrible news! They get together to talk about it and realize that sometimes what you read isn't always true.



Aim of the episode

To learn how to spot, identify and avoid fake news



What is fake news?

Fake news is false information that aims to manipulate and misinform in order to deceive and influence people's opinions on a specific topic (economics, ideology, religion, politics, etc.). It can be written content, pictures or videos. The titles are always eye-catching, and the content is made-up or falsified in order to increase the number of people who visit the website.

For example, sometimes people will post articles and videos proving that the Earth is flat or announcing natural disasters that never happen.



EPISODE 3

THE QUIZ AND THE ANSWERS

QUESTION 1

In 1939, listeners believed which made-up story that played on the radio?

A | The President's resignation

Nope! The answer is in the episode ;)

B | The Earth was being invaded by Martians

Yes! Orson Welles, a famous filmmaker, did a radio show where he read *The War of the Worlds*, a story about a Martian invasion of Earth. Apparently, lots of people thought it really happened.

C | A zombie attack

Nope! The answer is in the episode ;)

QUESTION 2

How can you check if a news story you've heard is true?

A | It's shared by reliable news sites

Yes. Before you believe anything, always check the source!

B | It's published on social media

Nope! There's a lot of fake news that goes around on social media. Be skeptical of anything you read there.

C | It has a picture

Nope! Beware of edited, faked or distorted images that can be used to make fake news look real.

C | It has inconsistent details

Yes! If a date doesn't match the story, or if an image is different from the caption that goes along with it, then you should be suspicious!

QUESTION 3

How can you tell if you're dealing with fake news?

A | Titles that are so shocking or eye-catching that you want to know more

Yes. Treat sensational information with caution and cross-check it with other reliable sources.

B | Powerful images that look like a mixture of pictures (montage)

Yes. Edited photos can be used to make fake news look credible. The photos can also be real but taken from another context, such as a photo from a vampire movie announcing an attack in your town.

C | Unofficial sources announcing scoops

Yes. Unrecognized websites that claim to have the truth often share fake news. If several known sources are not sharing the news, it's probably not true!



Discussion questions

Do you know anyone who has ever believed and spread fake news?

How can you tell if something is fake news?

**Where do you get your news?
How can you tell the difference between real and fake news?**

When you read a news story, what might make you doubt if it's true?

What is the danger if fake news spreads?



Identity theft

HACKERS AREN'T PLAYING AROUND

Episode 4

Overview of the episode

Ben is one of the most popular students at school. He is loved and admired by all, the captain of the basketball team, the one who never misses a basket, nor the occasion to give a friendly smile. However, for the past few days, nobody will talk to him. Everyone is avoiding him. What's going on? What's happening to him?



Aim of the episode

Know how to avoid data hacking, which can lead to identity theft



What is data hacking?

It is stealing sensitive data such as identifiers and passwords to access important information stored online or on a phone, tablet or computer. By doing this, the computer "hacker" can access photos, videos, private conversations... This is a crime punishable by law.

What is identity theft?

By accessing this sensitive data, the hacker can steal the person's identity, impersonate them and damage their reputation by publishing malicious content.



EPISODE 4

THE QUIZ AND THE ANSWERS

QUESTION 1

For you, hacking data is:

A | Helping Jack Sparrow find his ship!

Nope! Forget about Pirates of the Caribbean 😊

Focus on securing your access to your phone, tablet or computer. If someone learns your login details (= username, password...), they can hack your data and steal your information. Some advice: keep your access codes secret!

B | Exchange gifts with a friend

Nope! Hacking data means using someone else's identifiers (= username, password...) to access photos or videos, or to send messages in their place. This is what happened to Ben.

C | Stealing and playing with an internet account login or password

Yes! This is serious! It is an act punished by the law. To avoid having your data and accounts hacked, choose identifiers (= username, password...) that are difficult to guess. Don't share them with anyone. And don't forget: create a different login for each of your accounts!

QUESTION 2

Which password would be most difficult to hack?

A | ABCDEFG

Nope! These are just the first letters of the alphabet. Too easy to find. Plus, it doesn't contain any lower case letters or special characters. **Here's the recipe for a strong password:** take the first letter of each word of a phrase you know by heart + a special character (@, #, &, ! ...) + your favorite number + the first two letters of the site you are registering for. Alternate uppercase and lowercase letters and that's it!

B | CeTbDtFp&1

Yes! This password is (almost) impossible to guess. Good job! You've figured out what a strong password is. A word of advice: even if your passwords are super secure, don't share them, even with a friend. Would you lend your toothbrush to a friend? Your passwords are no different!

C | ben120409

Nope! This password has a first name and a birthdate. Much too easy to figure out. And it doesn't have any uppercase letters or a special character. **Here's the recipe for a strong password:** take the first letter of each word of a phrase you know by heart + a special character (@, #, &, ! ...) + your favorite number + the first two letters of the site you are registering for. Alternate uppercase and lowercase letters and that's it!

QUESTION 3

Is Ben a victim of identity theft?

A | Yes

Yes! Someone stole the notebook where he had written all his account details and used them to steal his identity (= pretended to be Ben). This malicious person then sent mean messages to his classmates but could have done even worse things, like publishing disturbing pictures or using the bank card registered in his phone to buy "Dragons and Sheep" bonuses like in episode 1. This is an act punishable by law.

B | No

Nope! To usurp, according to the dictionary definition, is to appropriate power, status or property without having the right to do so, through violence or theft. It is an act punishable by law. In Ben's case, it was his account information that was stolen. Fortunately, he immediately told his parents and the school principal. The thief was found and the whole mess was quickly resolved.



Discussion questions

Has someone you know been a victim of hacking? What happened to them? What did you think about it?

Do you think your login (username + password) is strong?

Try to create a password that is difficult to guess.

Example:

- Take the first letter of each word of a phrase that you know by heart, like "It is so stupid to get hacked", add a special character and your favorite number.
- Alternate uppercase and lowercase letters
- Add the first letters of the site where you are registering (e.g., Tiktok)

This very strong password is "liSsTgH&1ti".

CYBERVENGERS.CLUB IS A PLATFORM PROVIDING EDUCATIONAL MANGAS FOCUSING ON THE ONLINE RISKS 11 TO 14 YEAR OLDS FACE.

It hosts the following content: a series of manga episodes, an educational kit for adults, quizzes and educational extras (posters, GIFs, B&W episodes to print).

RECOMMENDATIONS FOR PARENTS, TEACHERS AND COACHES

- **Introduce kids to the CyberVengers**

As a webtoon (read online in the Episodes pages)

On paper (download on the Bonus page to print)

- **Develop a friendly, educational and constructive approach with them**

Engage them in a discussion about the topics covered in the episodes

Invite them to share their own experiences or those of their friends

Do not judge their words and stories

Offer them the opportunity to test their knowledge by answering the quiz questions in each episode

- **Encourage them to join you as a CyberVenger Ambassador**

Share the CyberVengers (via posterS, GIFs...) and encourage the kids to follow you in educating their friends

Consider using the platform's bonuses (character profiles to discover, posters to print, GIFs to download and share on social networks, printable versions for clips to color...)

Discover the www.CYBERVENGERS.club site now!

Questions? Comments? Write to us at cybervengers@axa.com

Cyber-risks addressed in the CyberVengers Adventures

- Phishing: page 5
- Cyberbullying: page 7
- Fake news: page 9
- Identity theft: page 11

More episodes to come in 2022!

